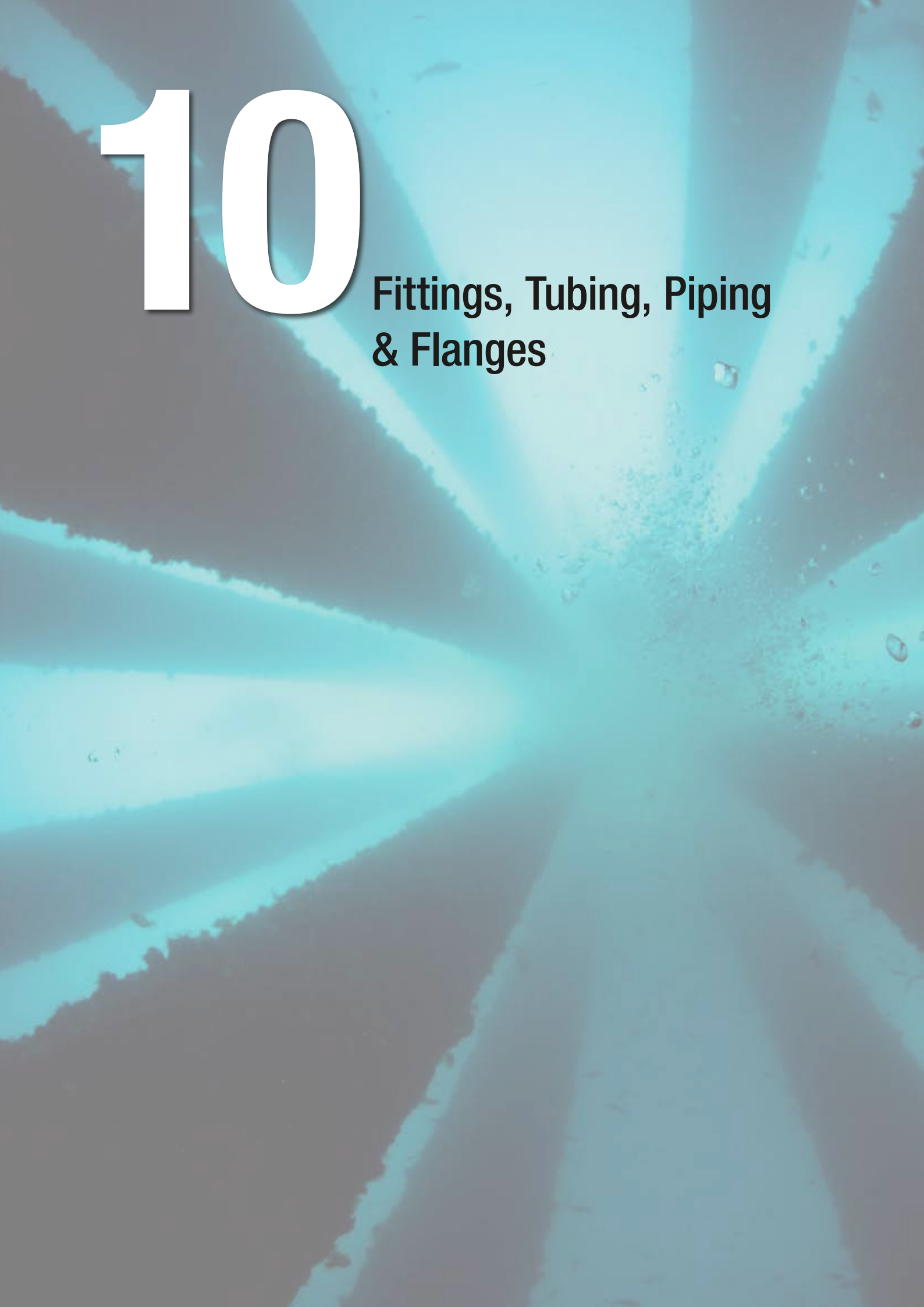


10

**Fittings, Tubing, Piping
& Flanges**






FEMALE ELBOW

Size	Part.no. NPT	Part.no. BSP
1/8"	FE1NS-150	FE1PS-150
1/4"	FE2NS-150	FE2PS-150
3/8"	FE3NS-150	FE3PS-150
1/2"	FE4NS-150	FE4PS-150
3/4"	FE6NS-150	FE6PS-150
1"	FE8NS-150	FE8PS-150
1 1/4"	FE10NS-150	FE10PS-150
1 1/2"	FE12NS-150	FE12PS-150
2"	FE16NS-150	FE16PS-150
2 1/2"	FE20NS-150	FE20PS-150
3"	FE24NS-150	FE24PS-150
4"	FE32NS-150	FE32PS-150



FEMALE RED ELBOW

Size	Part.no. NPT	Part.no. BSP
1/2" x 1/4"	FRE4-2NS-150	FRE4-2PS-150
3/4" x 1/2"	FRE6-4NS-150	FRE6-4PS-150
1" x 1/2"	FRE8-4NS-150	FRE8-4PS-150




FEMALE ELBOW 45 DEG

Size	Part.no. NPT	Part.no. BSP
1/4"	FVE2NS-150	FVE2PS-150
3/8"	FVE3NS-150	FVE3PS-150
1/2"	FVE4NS-150	FVE4PS-150
3/4"	FVE6NS-150	FVE6PS-150
1"	FVE8NS-150	FVE8PS-150
1 1/4"	FVE10NS-150	FVE10PS-150
1 1/2"	FVE12NS-150	FVE12PS-150
2"	FVE16NS-150	FVE16PS-150



MALE X FEM. STREET ELBOW

Size	Part.no. NPT	Part.no. BSP
1/8"	SE1NS-150	SE1PS-150
1/4"	SE2NS-150	SE2PS-150
3/8"	SE3NS-150	SE3PS-150
1/2"	SE4NS-150	SE4PS-150
3/4"	SE6NS-150	SE6PS-150
1"	SE8NS-150	SE8PS-150
1 1/4"	SE10NS-150	SE10PS-150
1 1/2"	SE12NS-150	SE12PS-150
2"	SE16NS-150	SE16PS-150
2 1/2"	SE20NS-150	SE20PS-150
3"	SE24NS-150	SE24PS-150
4"	SE32NS-150	SE32PS-150



MALE X FEM. STREET ELBOW 45 DEG

Size	Part.no. NPT	Part.no. BSP
1/4"	SVE2NS-150	SVE2PS-150
3/8"	SVE3NS-150	SVE3PS-150
1/2"	SVE4NS-150	SVE4PS-150
3/4"	SVE6NS-150	SVE6PS-150
1"	SVE8NS-150	SVE8PS-150
1 1/4"	SVE10NS-150	SVE10PS-150
1 1/2"	SVE12NS-150	SVE12PS-150
2"	SVE16NS-150	SVE16PS-150




FEMALE TEE

Size	Part.no. NPT	Part.no. BSP
1/4"	FT2NS-150	FT2PS-150
3/8"	FT3NS-150	FT3PS-150
1/2"	FT4NS-150	FT4PS-150
3/4"	FT6NS-150	FT6PS-150
1"	FT8NS-150	FT8PS-150
1 1/4"	FT10NS-150	FT10PS-150
1 1/2"	FT12NS-150	FT12PS-150
2"	FT16NS-150	FT16PS-150
2 1/2"	FT20NS-150	FT20PS-150
3"	FT24NS-150	FT24PS-150
4"	FT32NS-150	FT32PS-150



FEMALE CROSS

Size	Part.no. NPT	Part.no. BSP
1/4"	FX2NS-150	FT2PS-150
3/8"	FX3NS-150	FT3PS-150
1/2"	FX4NS-150	FT4PS-150
3/4"	FX6NS-150	FT6PS-150
1"	FX8NS-150	FT8PS-150
1 1/4"	FX10NS-150	FT10PS-150
1 1/2"	FX12NS-150	FT12PS-150
2"	FX16NS-150	FT16PS-150
2 1/2"	FX20NS-150	FT20PS-150
3"	FX24NS-150	FT24PS-150
4"	FX32NS-150	FT32PS-150



FEMALE Y-PIECE

Size	Part.no. NPT	Part.no. BSP
1/2"		FY4PS-150
3/4"		FY6PS-150
1"		FY8PS-150
1-1/4"		FY10PS-150
1-1/2"		FY12PS-150
2"		FY16PS-150





FEMALE RED TEE

Size	Part.no. NPT	Part.no. BSP
3/4" X 1/2"	FRT6-4NS-150	FRT6-4PS-150
1" X 1/2"	FRT8-4NS-150	FRT8-4PS-150




MALE HEX NIPPLE

Size	Part.no. NPT	Part.no. BSP
1/8"	HN1NS-150	HN1PS-150
1/4"	HN2NS-150	HN2PS-150
3/8"	HN3NS-150	HN3PS-150
1/2"	HN4NS-150	HN4PS-150
3/4"	HN6NS-150	HN6PS-150
1"	HN8NS-150	HN8PS-150
1 1/4"	HN10NS-150	HN10PS-150
1 1/2"	HN12NS-150	HN12PS-150
2"	HN16NS-150	HN16PS-150
2 1/2"	HN20NS-150	HN20PS-150
3"	HN24NS-150	HN24PS-150
4"	HN32NS-150	HN32PS-150



CLOSE NIPPLE

Size	Part.no. NPT
1/2"	CN4NS-150
3/4"	CN6NS-150
1"	CN8NS-150

**MALE HEX RED. NIPPLE**

Size	Part.no. NPT	Part.no. BSP
1/4" x 1/8"	HRN2-1NS-150	HRN2-1PS-150
3/8" x 1/8"	HRN3-1NS-150	HRN3-1PS-150
3/8" x 1/4"	HRN3-2NS-150	HRN3-2PS-150
1/2" x 1/8"	HRN4-1NS-150	HRN4-1PS-150
1/2" x 1/4"	HRN4-2NS-150	HRN4-2PS-150
1/2" x 3/8"	HRN4-3NS-150	HRN4-3PS-150
3/4" x 1/4"	HRN6-2NS-150	HRN6-2PS-150
3/4" x 3/8"	HRN6-3NS-150	HRN6-3PS-150
3/4" x 1/2"	HRN6-4NS-150	HRN6-4PS-150
1" x 1/4"	HRN8-2NS-150	HRN8-2PS-150
1" x 3/8"	HRN8-3NS-150	HRN8-3PS-150
1" x 1/2"	HRN8-4NS-150	HRN8-4PS-150
1" x 3/4"	HRN8-6NS-150	HRN8-6PS-150
1 1/4" x 1/4"	HRN10-2NS-150	HRN10-2PS-150
1 1/4" x 3/8"	HRN10-3NS-150	HRN10-3PS-150
1 1/4" x 1/2"	HRN10-4NS-150	HRN10-4PS-150
1 1/4" x 3/4"	HRN10-6NS-150	HRN10-6PS-150
1 1/4" x 1"	HRN10-8NS-150	HRN10-8PS-150
1 1/2" x 1/4"	HRN12-2NS-150	HRN12-2PS-150
1 1/2" x 3/8"	HRN12-3NS-150	HRN12-3PS-150
1 1/2" x 1/2"	HRN12-4NS-150	HRN12-4PS-150
1 1/2" x 3/4"	HRN12-6NS-150	HRN12-6PS-150
1 1/2" x 1"	HRN12-8NS-150	HRN12-8PS-150
1 1/2" x 1 1/4"	HRN12-10NS-150	HRN12-10PS-150
2" x 1/4"	HRN16-2NS-150	HRN16-2PS-150
2" x 3/8"	HRN16-3NS-150	HRN16-3PS-150
2" x 1/2"	HRN16-4NS-150	HRN16-4PS-150
2" x 3/4"	HRN16-6NS-150	HRN16-6PS-150
2" x 1"	HRN16-8NS-150	HRN16-8PS-150
2" x 1 1/4"	HRN16-10NS-150	HRN16-10PS-150
2" x 1 1/2"	HRN16-12NS-150	HRN16-12PS-150
2 1/2" x 1"	HRN20-8NS-150	HRN20-8PS-150
2 1/2" x 1 1/2"	HRN20-12NS-150	HRN20-12PS-150
2 1/2" x 2"	HRN20-16NS-150	HRN20-16PS-150
3" x 1"	HRN24-8NS-150	HRN24-8PS-150
3" x 1 1/2"	HRN24-12NS-150	HRN24-12PS-150
3" x 2"	HRN24-16NS-150	HRN24-16PS-150
4" x 2"	HRN32-16NS-150	HRN32-16PS-150
4" x 3"	HRN32-24NS-150	HRN32-24PS-150



MALE HOSE HEX NIPPLE

Size	Part.no. NPT	Part.no. BSP
1/4"	HON2NS-150	HON2PS-150
3/8"	HON3NS-150	HON3PS-150
1/2"	HON4NS-150	HON4PS-150
3/4"	HON6NS-150	HON6PS-150
1"	HON8NS-150	HON8PS-150
1 1/4"	HON10NS-150	HON10PS-150
1 1/2"	HON12NS-150	HON12PS-150
2"	HON16NS-150	HON16PS-150
2 1/2"	HON20NS-150	HON20PS-150
3"	HON24NS-150	HON24PS-150
4"	HON32NS-150	HON32PS-150



MALE WELD NIPPLE

Size	Part.no. NPT	Part.no. BSP
1/4" , 30mm long	WN2NS-150	WN2PS-150
3/8" , 30mm long	WN3NS-150	WN3PS-150
1/2" , 35mm long	WN4NS-150	WN4PS-150
3/4" , 40mm long	WN6NS-150	WN6PS-150
1" , 40mm long	WN8NS-150	WN8PS-150
1 1/4"	WN10NS-150	WN10PS-150
1 1/2" , 50mm long	WN12NS-150	WN12PS-150
2" , 50mm long	WN16NS-150	WN16PS-150
2 1/2"	WN20NS-150	WN20PS-150
3"	WN24NS-150	WN24PS-150
4"	WN32NS-150	WN32PS-150



MALE BARREL NIPPLE

Size	Part.no. NPT	Part.no. BSP
1/4" , 40mm long	BAN2NS-150	BAN2PS-150
3/8" , 40mm long	BAN3NS-150	BAN3PS-150
1/2" , 100mm long	BAN4NS-150	BAN4PS-150
3/4" , 100mm long	BAN6NS-150	BAN6PS-150
1" , 100mm long	BAN8NS-150	BAN8PS-150
1 1/4" , 80mm long	BAN10NS-150	BAN10PS-150
1 1/2" , 110mm long	BAN12NS-150	BAN12PS-150
2" , 100mm long	BAN16NS-150	BAN16PS-150
2 1/2" , 100mm long	BAN20NS-150	BAN20PS-150
3" , 120mm long	BAN24NS-150	BAN24PS-150
4" , 120mm long	BAN32NS-150	BAN32PS-150

**MALE PARALLEL NIPPLE**

Size		Part.no. BSP
3/8"		PN3PS-150
1/2"		PN4PS-150
3/4"		PN6PS-150
1"		PN8PS-150
1 1/4"		PN10PS-150
1 1/2"		PN12PS-150
2"		PN16PS-150
2 1/2"		PN20PS-150
3"		PN24PS-150

**FEM. X MALE REDUCED ADAPTOR**

Size	Part.no. NPT	Part.no. BSP
1/2" x 1/4"	RA4-2NS-150	RA4-2PS-150
3/4" x 1/2"	RA6-4NS-150	RA6-4PS-150
1" x 1/2"	RA8-4NS-150	RA8-4PS-150
1" x 3/4"	RA8-6NS-150	RA8-6PS-150
1-1/2" x 1"	RA12-8NS-150	RA12-8PS-150
2" x 1"	RA16-8NS-150	RA16-8PS-150
2" x 1-1/4"	RA16-10NS-150	RA16-10PS-150



MALE X FEM. REDUCED BUSHING

Size	Part.no. NPT	Part.no. BSP
1/4" X 1/8"	RB2-1NS-150	RB2-1PS-150
3/8" x 1/4"	RB3-2NS-150	RB3-2PS-150
1/2" x 1/4"	RB4-2NS-150	RB4-2PS-150
1/2" x 3/8"	RB4-3NS-150	RB4-3PS-150
3/4" x 1/4"	RB6-2NS-150	RB6-2PS-150
3/4" x 3/8"	RB6-3NS-150	RB6-3PS-150
3/4" x 1/2"	RB6-4NS-150	RB6-4PS-150
1" x 1/4"	RB8-2NS-150	RB8-2PS-150
1" x 3/8"	RB8-3NS-150	RB8-3PS-150
1" x 1/2"	RB8-4NS-150	RB8-4PS-150
1" x 3/4"	RB8-6NS-150	RB8-6PS-150
1-1/4" x 1/2"	RB10-4NS-150	RB10-4PS-150
1-1/4" x 3/4"	RB10-6NS-150	RB10-6PS-150
1-1/4" x 1"	RB10-8NS-150	RB10-8PS-150
1-1/2" x 1/4"	RB12-2NS-150	RB12-2PS-150
1-1/2" x 1/2"	RB12-4NS-150	RB12-4PS-150
1-1/2" x 3/4"	RB12-6NS-150	RB12-6PS-150
1-1/2" x 1"	RB12-8NS-150	RB12-8PS-150
1-1/2" x 1-1/4"	RB12-10NS-150	RB12-10PS-150
2" x 1/4"	RB16-2NS-150	RB16-2PS-150
2" x 1/2"	RB16-4NS-150	RB16-4PS-150
2" x 3/4"	RB16-6NS-150	RB16-6PS-150
2" X 1"	RB16-8NS-150	RB16-8PS-150
2" x 1-1/4"	RB16-10NS-150	RB16-10PS-150
2" x 1-1/2"	RB16-12NS-150	RB16-12PS-150
2-1/2" x 1"	RB20-8NS-150	RB20-8PS-150
2-1/2" x 1-1/4"	RB20-10NS-150	RB20-10PS-150
2-1/2" x 1-1/2"	RB20-12NS-150	RB20-12PS-150
2-1/2" x 2"	RB20-16NS-150	RB20-16PS-150
3" x 1/2"	RB24-4NS-150	RB24-4PS-150
3" x 3/4"	RB24-6NS-150	RB24-6PS-150
3" x 1"	RB24-8NS-150	RB24-8PS-150
3" x 1-1/4"	RB24-10NS-150	RB24-10PS-150
3" x 1-1/2"	RB24-12NS-150	RB24-12PS-150
3" x 2"	RB24-16NS-150	RB24-16PS-150
3" x 2-1/2"	RB24-20NS-150	RB24-20PS-150
4" x 1/2"	RB32-4NS-150	RB32-4PS-150
4" x 3/4"	RB32-6NS-150	RB32-6PS-150
4" x 1"	RB32-8NS-150	RB32-8PS-150
4" x 1-1/4"	RB32-10NS-150	RB32-10PS-150
4" x 1-1/2"	RB32-12NS-150	RB32-12PS-150
4" x 2"	RB32-16NS-150	RB32-16PS-150
4" x 2-1/2"	RB32-20NS-150	RB32-20PS-150
4" x 3"	RB32-24NS-150	RB32-24PS-150



FEMALE HEX CAP

Size	Part.no. NPT	Part.no. BSP
1/4"	CP2NS-150	CP2PS-150
3/8"	CP3NS-150	CP3PS-150
1/2"	CP4NS-150	CP4PS-150
3/4"	CP6NS-150	CP6PS-150
1"	CP8NS-150	CP8PS-150
1-1/4"	CP10NS-150	CP10PS-150
1-1/2"	CP12NS-150	CP12PS-150
2"	CP16NS-150	CP16PS-150
2-1/2"	CP20NS-150	CP20PS-150
3"	CP24NS-150	CP24PS-150
4"	CP32NS-150	CP32PS-150



FEMALE ROUND CAP

Size	Part.no. NPT	Part.no. BSP
1/4"	CAP2NS-150	CAP2PS-150
3/8"	CAP3NS-150	CAP3PS-150
1/2"	CAP4NS-150	CAP4PS-150
3/4"	CAP6NS-150	CAP6PS-150
1"	CAP8NS-150	CAP8PS-150
1-1/4"	CAP10NS-150	CAP10PS-150
1-1/2"	CAP12NS-150	CAP12PS-150
2"	CAP16NS-150	CAP16PS-150
2-1/2"	CAP20NS-150	CAP20PS-150
3"	CAP24NS-150	CAP24PS-150
4"	CAP32NS-150	CAP32PS-150



FEMALE HEX NUT

Size	Part.no. NPT	Part.no. BSP
1/4"		NT2PS-150
3/8"		NT3PS-150
1/2"		NT4PS-150
3/4"		NT6PS-150
1"		NT8PS-150
1 1/4"		NT10PS-150
1 1/2"		NT12PS-150
2"		NT16PS-150
2 1/2"		NT20PS-150
3"		NT24PS-150
4"		NT32PS-150



MALE SQUARE PLUG

Size	Part.no. NPT	Part.no. BSP
1/4"	SP2NS-150	SP2PS-150
3/8"	SP3NS-150	SP3PS-150
1/2"	SP4NS-150	SP4PS-150
3/4"	SP6NS-150	SP6PS-150
1"	SP8NS-150	SP8PS-150
1 1/4"	SP10NS-150	SP10PS-150
1 1/2"	SP12NS-150	SP12PS-150
2"	SP16NS-150	SP16PS-150
2 1/2"	SP20NS-150	SP20PS-150
3"	SP24NS-150	SP24PS-150
4"	SP32NS-150	SP32PS-150



MALE HEX PLUG

Size	Part.no. NPT	Part.no. BSP
1/8"	HP1NS-150	HP1PS-150
1/4"	HP2NS-150	HP2PS-150
3/8"	HP3NS-150	HP3PS-150
1/2"	HP4NS-150	HP4PS-150
3/4"	HP6NS-150	HP6PS-150
1"	HP8NS-150	HP8PS-150
1 1/4"	HP10NS-150	HP10PS-150
1 1/2"	HP12NS-150	HP12PS-150
2"	HP16NS-150	HP16PS-150
2 1/2"	HP20NS-150	HP20PS-150
3"	HP24NS-150	HP24PS-150
4"	HP32NS-150	HP32PS-150



FEM. X FEM. UNION SCREWED

Size	Part.no. NPT	Part.no. BSP
1/4"	FFU2NS-150	FFU2PS-150
3/8"	FFU3NS-150	FFU3PS-150
1/2"	FFU4NS-150	FFU4PS-150
3/4"	FFU6NS-150	FFU6PS-150
1"	FFU8NS-150	FFU8PS-150
1 1/4"	FFU10NS-150	FFU10PS-150
1 1/2"	FFU12NS-150	FFU12PS-150
2"	FFU16NS-150	FFU16PS-150
2 1/2"	FFU20NS-150	FFU20PS-150
3"	FFU24NS-150	FFU24PS-150
4"	FFU32NS-150	FFU32PS-150

**MALE X FEM. UNION SCREWED**

Size	Part.no. NPT	Part.no. BSP
1/4"	MFU2NS-150	MFU2PS-150
3/8"	MFU3NS-150	MFU3PS-150
1/2"	MFU4NS-150	MFU4PS-150
3/4"	MFU6NS-150	MFU6PS-150
1"	MFU8NS-150	MFU8PS-150
1 1/4"	MFU10NS-150	MFU10PS-150
1 1/2"	MFU12NS-150	MFU12PS-150
2"	MFU16NS-150	MFU16PS-150
2 1/2"	MFU20NS-150	MFU20PS-150
3"	MFU24NS-150	MFU24PS-150
4"	MFU32NS-150	MFU32PS-150

**BUTT WELD UNION SCREWED**

Size	Part.no. BW
1/4" BW	BWU2S-150
3/8" BW	BWU3S-150
1/2" BW	BWU4S-150
3/4" BW	BWU6S-150
1" BW	BWU8S-150
1 1/4" BW	BWU10S-150
1 1/2" BW	BWU12S-150
2" BW	BWU16S-150
2 1/2" BW	BWU20S-150
3" BW	BWU24SS-150

**SOCKET WELD UNION SCREWED**

Size	Part.no. SW
1/2" SW	SWU4S-150
3/4" SW	SWU6S-150
1" SW	SWU8S-150
1 1/4" SW	SWU10S-150
1 1/2" SW	SWU12S-150
2" SW	SWU16S-150
2 1/2" SW	SWU20S-150
3" SW	SWU24S-150



FEM. HEX COUPLING (MUFFE)

Size	Part.no. NPT	Part.no. BSP
1/8"	FC1NS-150	FC1PS-150
1/4"	FC2NS-150	FC2PS-150
3/8"	FC3NS-150	FC3PS-150
1/2"	FC4NS-150	FC4PS-150
3/4"	FC6NS-150	FC6PS-150
1"	FC8NS-150	FC8PS-150
1 1/4"	FC10NS-150	FC10PS-150
1 1/2"	FC12NS-150	FC12PS-150
2"	FC16NS-150	FC16PS-150
2 1/2"	FC20NS-150	FC20PS-150
3"	FC24NS-150	FC24PS-150
4"	FC32NS-150	FC32PS-150

FEMALE COUPLING HEX

Size	Part.no. NPT
1/2"	FCH4NS-150
3/4"	FCH6NS-150
1"	FCH8NS-150



FEMALE HALF COUPLING


Size	Part.no. NPT	Part.no. BSP
1/4" NPT	HC2NS-150	HC2PS-150
3/8" NPT	HC3NS-150	HC3PS-150
1/2" NPT	HC4NS-150	HC4PS-150
3/4" NPT	HC6NS-150	HC6PS-150
1" NPT	HC8NS-150	HC8PS-150
1 1/4" NPT	HC10NS-150	HC10PS-150
1 1/2" NPT	HC12NS-150	HC12PS-150
2" NPT	HC16NS-150	HC16PS-150
2 1/2" NPT	HC20NS-150	HC20PS-150
3" NPT	HC24NS-150	HC24PS-150
4" NPT	HC32NS-150	HC32PS-150

**FEMALE REDUCED COUPLING**

Size	Part.no. NPT	Part.no. BSP
3/8" x 1/4"	FRC3-2NS-150	FRC3-2PS-150
1/2" x 1/4"	FRC4-2NS-150	FRC4-2PS-150
1/2" x 3/8"	FRC4-3NS-150	FRC4-3PS-150
3/4" x 1/4"	FRC6-2NS-150	FRC6-2PS-150
3/4" x 3/8"	FRC6-3NS-150	FRC6-3PS-150
3/4" x 1/2"	FRC6-4NS-150	FRC6-4PS-150
1" x 3/8"	FRC8-3NS-150	FRC8-3PS-150
1" x 1/2"	FRC8-4NS-150	FRC8-4PS-150
1" x 3/4"	FRC8-6NS-150	FRC8-6PS-150
1 1/4" x 1/2"	FRC10-4NS-150	FRC10-4PS-150
1 1/4" x 3/4"	FRC10-6NS-150	FRC10-6PS-150
1 1/4" x 1"	FRC10-8NS-150	FRC10-8PS-150
1 1/2" x 1/2"	FRC12-4NS-150	FRC12-4PS-150
1 1/2" x 3/4"	FRC12-6NS-150	FRC12-6PS-150
1 1/2" x 1"	FRC12-8NS-150	FRC12-8PS-150
1 1/2" x 1 1/4"	FRC12-10NS-150	FRC12-10PS-150
2" x 1/2"	FRC16-4NS-150	FRC16-4PS-150
2" x 3/4"	FRC16-6NS-150	FRC16-6PS-150
2" x 1"	FRC16-8NS-150	FRC16-8PS-150
2" x 1 1/4"	FRC16-10NS-150	FRC16-10PS-150
2" x 1 1/2"	FRC16-12NS-150	FRC16-12PS-150
2 1/2" x 1 1/4"	FRC20-10NS-150	FRC20-10PS-150
2 1/2" x 1 1/2"	FRC20-12NS-150	FRC20-12PS-150
2 1/2" x 2"	FRC20-16NS-150	FRC20-16PS-150
3" x 1"	FRC24-8NS-150	FRC24-8PS-150
3" x 2"	FRC24-16NS-150	FRC24-16PS-150
4" x 1"	FRC32-16NS-150	FRC32-16PS-150

**MALE BARRELL HOSE NIPPLE**

Size	Part.no. NPT	Part.no. BSP
1/4"	BHN2NS-150	BHN2PS-150
3/8"	BHN3NS-150	BHN3PS-150
1/2"	BHN4NS-150	BHN4PS-150
3/4"	BHN6NS-150	BHN6PS-150
1"	BHN8NS-150	BHN8PS-150
1 1/4"	BHN10NS-150	BHN10PS-150
1 1/2"	BHN12NS-150	BHN12PS-150
2"	BHN16NS-150	BHN16PS-150
2 1/2"	BHN20NS-150	BHN20PS-150
3"	BHN24NS-150	BHN24PS-150
4"	BHN32NS-150	BHN32PS-150




MALE X MALE BEND 90 DEG

Size	Part.no. NPT	Part.no. BSP
1/4"	MB2NS-150	MB2PS-150
3/8"	MB3NS-150	MB3PS-150
1/2"	MB4NS-150	MB4PS-150
3/4"	MB6NS-150	MB6PS-150
1"	MB8NS-150	MB8PS-150
1 1/4"	MB10NS-150	MB10PS-150
1 1/2"	MB12NS-150	MB12PS-150
2"	MB16NS-150	MB16PS-150



FEM. X FEM. ELBOW UNION SCREW.

Size	Part.no. NPT	Part.no. BSP
1/4"	EFU2NS-150	EFU2PS-150
3/8"	EFU3NS-150	EFU3PS-150
1/2"	EFU4NS-150	EFU4PS-150
3/4"	EFU6NS-150	EFU6PS-150
1"	EFU8NS-150	EFU8PS-150
1 1/4"	EFU10NS-150	EFU10PS-150
1 1/2"	EFU12NS-150	EFU12PS-150
2"	EFU16NS-150	EFU16PS-150



MALE X FEM. ELBOW UNION SCREW.

Size	Part.no. NPT	Part.no. BSP
1/4"	EMFU2NS-150	EMFU2PS-150
3/8"	EMFU3NS-150	EMFU3PS-150
1/2"	EMFU4NS-150	EMFU4PS-150
3/4"	EMFU6NS-150	EMFU6PS-150
1"	EMFU8NS-150	EMFU8PS-150
1 1/4"	EMFU10NS-150	EMFU10PS-150
1 1/2"	EMFU12NS-150	EMFU12PS-150
2"	EMFU16NS-150	EMFU16PS-150

**BLIND FLANGE - ANSI 316**

Part. no	Pressure	Connection	Description
FLB-RF1S-015	ANSI 150	1/2" RF	ANSI B16.5, ASTM A182
FLB-RF1S-020	ANSI 150	3/4" RF	ANSI B16.5, ASTM A182
FLB-RF1S-025	ANSI 150	1" RF	ANSI B16.5, ASTM A182
FLB-RF1S-032	ANSI 150	1-1/4" RF	ANSI B16.5, ASTM A182
FLB-RF1S-040	ANSI 150	1-1/2" RF	ANSI B16.5, ASTM A182
FLB-RF1S-050	ANSI 150	2" RF	ANSI B16.5, ASTM A182
FLB-RF1S-065	ANSI 150	2-1/2" RF	ANSI B16.5, ASTM A182
FLB-RF1S-080	ANSI 150	3" RF	ANSI B16.5, ASTM A182
FLB-RF1S-100	ANSI 150	4" RF	ANSI B16.5, ASTM A182
FLB-RF1S-150	ANSI 150	6" RF	ANSI B16.5, ASTM A182
FLB-RF1S-200	ANSI 150	8" RF	ANSI B16.5, ASTM A182
FLB-RF3S-015	ANSI 300	1/2" RF	ANSI B16.5, ASTM A182
FLB-RF3S-020	ANSI 300	3/4" RF	ANSI B16.5, ASTM A182
FLB-RF3S-025	ANSI 300	1" RF	ANSI B16.5, ASTM A182
FLB-RF3S-032	ANSI 300	1-1/4" RF	ANSI B16.5, ASTM A182
FLB-RF3S-040	ANSI 300	1-1/2" RF	ANSI B16.5, ASTM A182
FLB-RF3S-050	ANSI 300	2" RF	ANSI B16.5, ASTM A182
FLB-RF3S-065	ANSI 300	2-1/2" RF	ANSI B16.5, ASTM A182
FLB-RF3S-080	ANSI 300	3" RF	ANSI B16.5, ASTM A182
FLB-RF3S-100	ANSI 300	4" RF	ANSI B16.5, ASTM A182

Other classes on request.

**THREADED FLANGE - ANSI 316 - NPT**

Part. no	Pressure	Connection	Description
FLT-RF1S-015	ANSI 150	1/2" RF	ANSI B16.5, ASTM A182, NPT
FLT-RF1S-020	ANSI 150	3/4" RF	ANSI B16.5, ASTM A182, NPT
FLT-RF1S-025	ANSI 150	1" RF	ANSI B16.5, ASTM A182, NPT
FLT-RF1S-032	ANSI 150	1-1/4" RF	ANSI B16.5, ASTM A182, NPT
FLT-RF1S-040	ANSI 150	1-1/2" RF	ANSI B16.5, ASTM A182, NPT
FLT-RF1S-050	ANSI 150	2" RF	ANSI B16.5, ASTM A182, NPT
FLT-RF1S-065	ANSI 150	2-1/2" RF	ANSI B16.5, ASTM A182, NPT
FLT-RF1S-080	ANSI 150	3" RF	ANSI B16.5, ASTM A182, NPT
FLT-RF1S-100	ANSI 150	4" RF	ANSI B16.5, ASTM A182, NPT



WELD NECK FLANGE - ANSI 316L

Part. no	Pressure	Connection	Description
FLWN-RF1S-015	ANSI 150	1/2" RF	ASME B16.5, SCH.10S
FLWN-RF1S-020	ANSI 150	3/4" RF	ASME B16.5, SCH.10S
FLWN-RF1S-025	ANSI 150	1" RF	ASME B16.5, SCH.10S
FLWN-RF1S-032	ANSI 150	1-1/4" RF	ASME B16.5, SCH.10S
FLWN-RF1S-040	ANSI 150	1-1/2" RF	ASME B16.5, SCH.10S
FLWN-RF1S-050	ANSI 150	2" RF	ASME B16.5, SCH.10S
FLWN-RF1S-065	ANSI 150	2-1/2" RF	ASME B16.5, SCH.10S
FLWN-RF1S-080	ANSI 150	3" RF	ASME B16.5, SCH.10S
FLWN-RF1S-100	ANSI 150	4" RF	ASME B16.5, SCH.10S

FOR SCH.40S, EKS. FLWN-RF1S-015-SCH40

ANSI 300, 600, 900, 1500, 2500 på forespørsel. Andre størrelser opp til 24" på forespørsel.

Andre Schedule på Necken er tilgjengelige, eks. Sch.40S, Sch80S, Sch.160S, Sch.XX etc.



BLIND FLANGE TYPE B - DIN 316

Part. no	Pressure	Connection	Description
FLB-PN10-40S-015	PN10/16/40	DN15	
FLB-PN10-40S-020	PN10/16/40	DN20	
FLB-PN10-40S-025	PN10/16/40	DN25	
FLB-PN10-40S-032	PN10/16/40	DN32	
FLB-PN10-40S-040	PN10/16/40	DN40	
FLB-PN10-16S-050	PN10/16	DN50	
FLB-PN10-16S-065	PN10/16	DN65	
FLB-PN10-16S-080	PN10/16	DN80	
FLB-PN10-16S-100	PN10/16	DN100	
FLB-PN10-16S-125	PN10/16	DN125	
FLB-PN10-16S-150	PN10/16	DN150	




THREADED FLANGE - DIN 316

Part. no	Pressure	Connection	Description
FLT-PN10-40S-015	PN10/16/40	DN15	
FLT-PN10-40S-020	PN10/16/40	DN20	
FLT-PN10-40S-025	PN10/16/40	DN25	
FLT-PN10-40S-032	PN10/16/40	DN32	
FLT-PN10-40S-040	PN10/16/40	DN40	
FLT-PN10-16S-050	PN10/16	DN50	
FLT-PN10-16S-065	PN10/16	DN65	
FLT-PN10-16S-080	PN10/16	DN80	
FLT-PN10-16S-100	PN10/16	DN100	

AVAILABLE FROM STOCK

WELD NECK FLANGE - DIN 316L



SLIP-ON FLANGE - DIN 316



LAP JOINT FLANGE - DIN 316



BLIND FLANGE TYPE E - DIN 316



CGF, GASKET FOR ANSI & DIN



STUD BOLT for ANSI & DIN
SGB - Hot Dip Galv

SBS - 316



Sealing tape





TUBING - ASTM A269 / A213 SEAMLESS 316

Part. no	Pressure	Connection	Description
TL-6M-1.0-S	420 BAR	6mm OD	WT = 1,0 mm
TL-6M-1.5-S	670 BAR	6mm OD	WT = 1,5 mm
TL-8M-1.0-S	310 BAR	8mm OD	WT = 1,0 mm
TL-8M-1.5-S	490 BAR	8mm OD	WT = 1,5 mm
TL-10M-1.0-S	240 BAR	10mm OD	WT = 1,0 mm
TL-10M-1.5-S	380 BAR	10mm OD	WT = 1,5 mm
TL-10M-2.0-S	450 BAR	10mm OD	WT = 2,0 mm
TL-12M-1.0-S	200 BAR	12mm OD	WT = 1,0 mm
TL-12M-1.5-S	310 BAR	12mm OD	WT = 1,5 mm
TL-12M-2.0-S	430 BAR	12mm OD	WT = 2,0 mm
TL-16M-1.5-S	240 BAR	16mm OD	WT = 1,5 mm
TL-16M-2.0-S	330 BAR	16mm OD	WT = 2,0 mm
TL-20M-2.0-S	260 BAR	20mm OD	WT = 2,0 mm
TL-20M-2.5-S	330 BAR	20mm OD	WT = 2,5 mm
TL-25M-2.0-S	200 BAR	25mm OD	WT = 2,0 mm
TL-25M-2.5-S	260 BAR	25mm OD	WT = 2,5 mm
TL-2-028-S	8500 PSI	1/8" OD	WT = 0,028"
TL-4-035-S	5100 PSI	1/4" OD	WT = 0,035"
TL-4-049-S	7500 PSI	1/4" OD	WT = 0,049"
TL-4-065-S	10200 PSI	1/4" OD	WT = 0,065"
TL-6-035-S	3300 PSI	3/8" OD	WT = 0,035"
TL-6-049-S	4800 PSI	3/8" OD	WT = 0,049"
TL-6-065-S	6500 PSI	3/8" OD	WT = 0,065"
TL-8-035-S	2400 PSI	1/2" OD	WT = 0,035"
TL-8-049-S	3500 PSI	1/2" OD	WT = 0,049"
TL-8-065-S	4700 PSI	1/2" OD	WT = 0,065"
TL-12-065-S	3300 PSI	3/4" OD	WT = 0,065"
TL-12-083-S	4200 PSI	3/4" OD	WT = 0,083"
TL-16-065-S	2400 PSI	1" OD	WT = 0,065"
TL-16-083-S	3100 PSI	1" OD	WT = 0,083"
TL-16-095-S	3600 PSI	1" OD	WT = 0,095"
TL-16-120-S	4700 PSI	1" OD	WT = 0,120"

High Pressure Tubing

Part. no	Pressure	Connection	Description
10-9A4-316	10 000 PSI	1/4" OD	1/8" ID
10-9A6-316	10 000 PSI	3/8" OD	1/4" ID
10-9M9-316	10 000 PSI	9/16" OD	0,359" ID
10-9M12-316	10 000 PSI	3/4" OD	0,516" ID
10-9M16-316	10 000 PSI	1" OD	0,688" ID
15-9A1-006-316	15 000 PSI	1/16" OD	0,006" ID
15-9A1-030-316	15 000 PSI	1/16" OD	0,030" ID
15-9A2-316	15 000 PSI	1/8" OD	0,060" ID
20-9M4-316	20 000 PSI	1/4" OD	0,109" ID
20-9M6-316	20 000 PSI	3/8" OD	0,208" ID
20-9M9-316	20 000 PSI	9/16" OD	0,312" ID
20-9M12-316	20 000 PSI	3/4" OD	0,438" ID
20-9M16-316	20 000 PSI	1" OD	0,568" ID
30-9H2-316	30 000 PSI	1/8" OD	0,040" ID
30-9H16-316	30 000 PSI	1" OD	0,437" ID
40-9H9-316	40 000 PSI	9/16" OD	1/4" ID
60-9H2-31	60 000 PSI	1/8" OD	0,020" ID
60-9H4-316	60 000 PSI	1/4" OD	0,83" ID
60-9H6-316	60 000 PSI	3/8" OD	1/8" ID
60-9H9-316	60 000 PSI	9/16" OD	3/16" ID

10

PIPE - SCHEDULE RØR - 316L

Part. no	Pressure	Connection	Description
PIPE-SCH10S-015	SCH.10	1/2" NB	Nominal bore, 316L
PIPE-SCH10S-020	SCH.10	3/4" NB	Nominal bore, 316L
PIPE-SCH10S-025	SCH.10	1" NB	Nominal bore, 316L
PIPE-SCH10S-040	SCH.10	1-1/2" NB	Nominal bore, 316L
PIPE-SCH10S-050	SCH.10	2" NB	Nominal bore, 316L
PIPE-SCH10S-080	SCH.10	3" NB	Nominal bore, 316L
PIPE-SCH40S-015	SCH. 40	1/2" NB	Nominal bore, 316L
PIPE-SCH40S-020	SCH. 40	3/4" NB	Nominal bore, 316L
PIPE-SCH40S-025	SCH. 40	1" NB	Nominal bore, 316L
PIPE-SCH40S-040	SCH. 40	1-1/2" NB	Nominal bore, 316L
PIPE-SCH40S-050	SCH. 40	2" NB	Nominal bore, 316L
PIPE-SCH40S-080	SCH. 40	3" NB	Nominal bore, 316L